



## Using Search & Summarise

Practical Law Dynamic Tool Set\* with CoCounsel harnesses the power of legally focused generative AI, grounded in our trusted Practical Law UK content, to quickly get a synthesized summary of relevant content for your matter enabling you to make informed decisions for the direction to take your legal research.

*\*Access to certain tools and resources is subscription dependent.*

## Ways to use Search & Summarise

1. Cut down on time spent sifting through search results, and having to read and summarise results yourself. The AI does that for you.
2. Quickly understand the content to make informed strategic decisions about your legal research.
3. Easily access supporting authority for verification and follow-up research.
4. Ask a question as if you were talking to a colleague and get a synthesized summary grounded in Practical Law's trusted content.
5. Feel more confident that you are taking research in the right direction.


## How it works

The generative AI relies on enhanced searching of Practical Law UK's trusted content and returns an overview with detailed insights from your top results along with a list of key Practical Law UK content.

The AI is focussed on Practical Law UK's proven, reliable content and includes references to actual language from authorities with pinpoint linking to additional research.

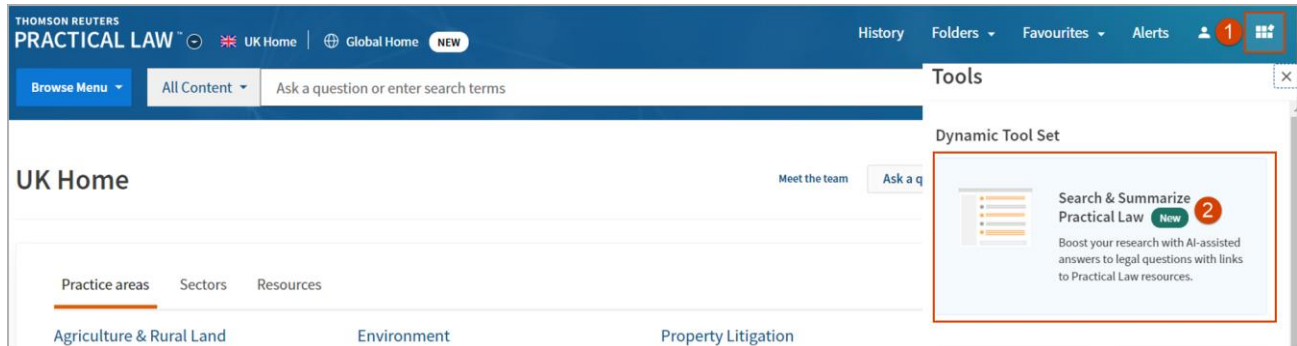
## About Search & Summarise

Search & Summarise uses what is known as retrieval augmented generation (RAG) which limits errors by grounding the language model in Practical Law's trusted content to help ensure that all citations and links are valid because we force the AI to use Practical Law UK content to answer the question.

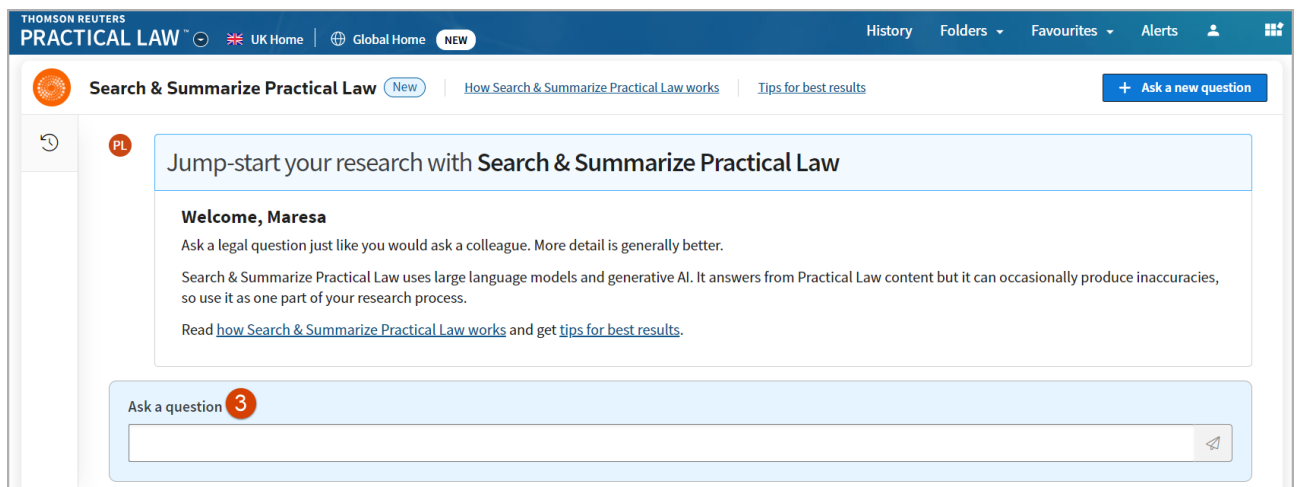
 This technology will save you a tremendous amount of time, but it is not infallible. Search & Summarise should be part of, not a complete substitute for, your traditional research process.

## Running a Search & Summarise Query

1. Click the Tools icon in the top toolbar.
2. Select Search & Summarise from the side menu to access the AI Assisted research screen.

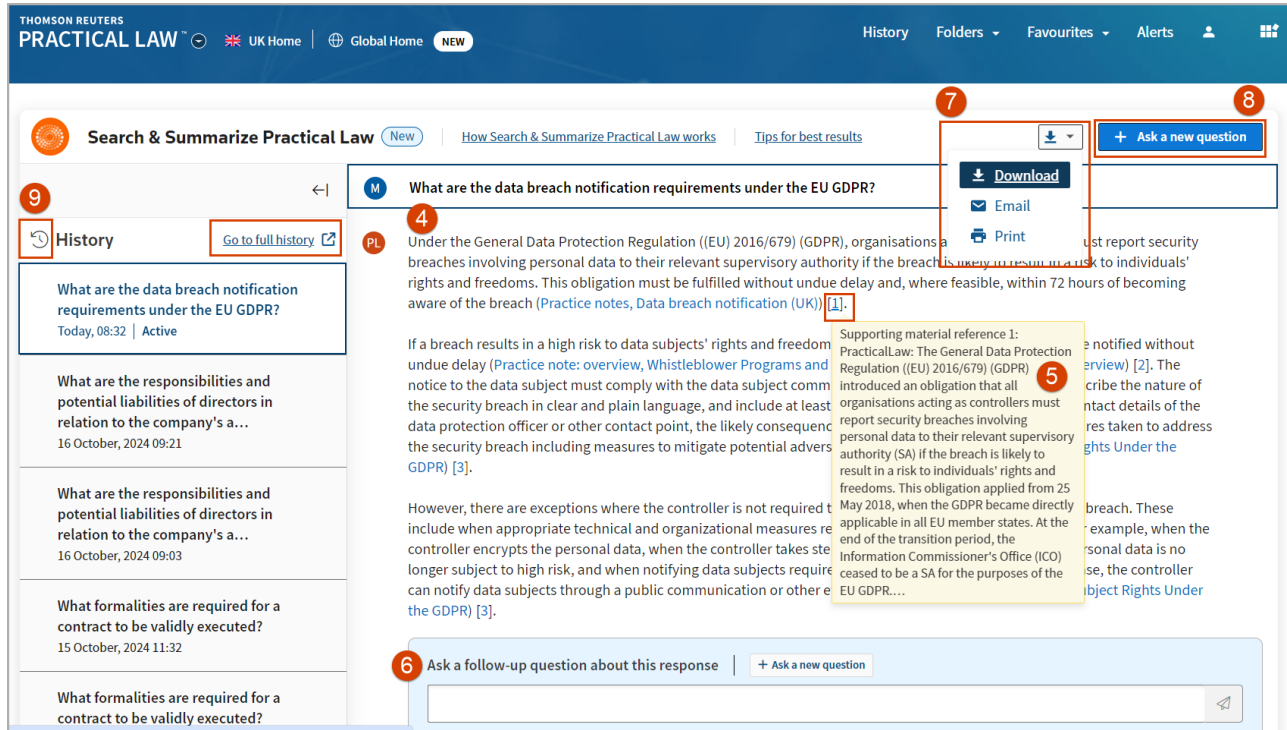


3. Type your query into the “Ask a Question” search box and click submit. Your query will now be run. This search will take longer than a typical keyword search query as Search & Summarise is processing and discovering a lot more relevant materials and then taking the most relevant results to the large language model.



4. Once the query has run, a summary response is generated.
5. Supporting authority from Practical Law UK is provided to verify statements in the AI summary. The citations are hyperlinked in the numbered brackets. Hover over a bracketed number and a pop-up will appear with the relevant excerpt from the resource.
6. You can ask a follow-up question on the same issue to further refine or clarify your research. Note: Up to 5 follow-up questions is permitted.
7. Delivery options are displayed in the top right-hand corner.
8. The ability to Ask a new question on a new issue is displayed in the top right-hand corner.

- Your most recent Search & Summarise history can be accessed by clicking the history icon on the left-hand pane, and your full Search & Summarise history can then be accessed by clicking on “Go to full history”. Alternatively, you can navigate to the History Centre.



### Looking for more information?

To sign into Practical Law, visit <http://uk.practicallaw.thomsonreuters.com/>

For assistance using Practical Law or to request training, email

[SSA.MENATrainers@thomsonreuters.com](mailto:SSA.MENATrainers@thomsonreuters.com)

For additional training materials, visit <https://support.thomsonreuters.ae/>